

- **Dipping into the Blogpond** - <http://blogpond.com.au> -

How to Add New Feeds to Google Reader

Posted By [Meg](#) On January 9, 2008 @ 2:58 pm In [Google](#) | [12 Comments](#)

There are a few different ways to add new feed subscriptions to Google Reader. (*Note: This is a follow up to [1] [How to Set up Google Reader](#), which you may wish to look at first if you don't already have a Google account*). The first few are within the Google Reader interface.

Look for the Icon on the left hand side that says "Add Subscription". When you click on this you will get a box to add a website address.

The screenshot shows the Google Reader interface. At the top, there are navigation links: [Mail](#), [Calendar](#), [Documents](#), [Photos](#), [Groups](#), [Web](#), and [more](#) with a dropdown arrow. Below these is the Google Reader logo and a search box with the text "All it".

On the left side, there is a "Home" section with links to [All items](#), [Starred items](#) (with a star icon), [Trends](#) (with a bar chart icon), and [Your shared items](#) (with a person icon). There is also a [Manage friends](#) link with a right-pointing arrow.

In the center, there is a "Share with friends!" dialog box. It contains the text: "Your shared items will be visible to your friends from Google Talk." and a [Learn More](#) link. There is an "OK" button at the bottom of the dialog.

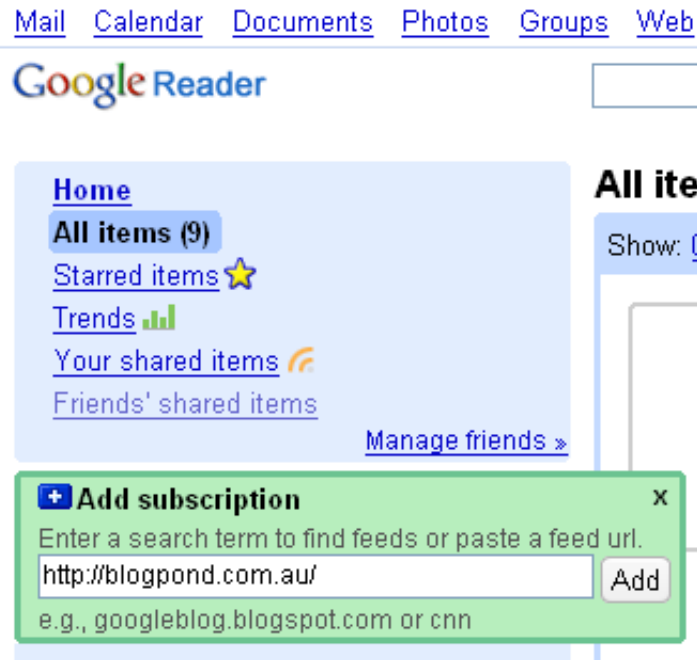
At the bottom of the left sidebar, there is a green button with a plus icon and the text "Add subscription". To its right is a link "Discover" with a right-pointing arrow.

At the bottom of the page, there is a "Show: [updated](#) - all" and a "Refresh" button.

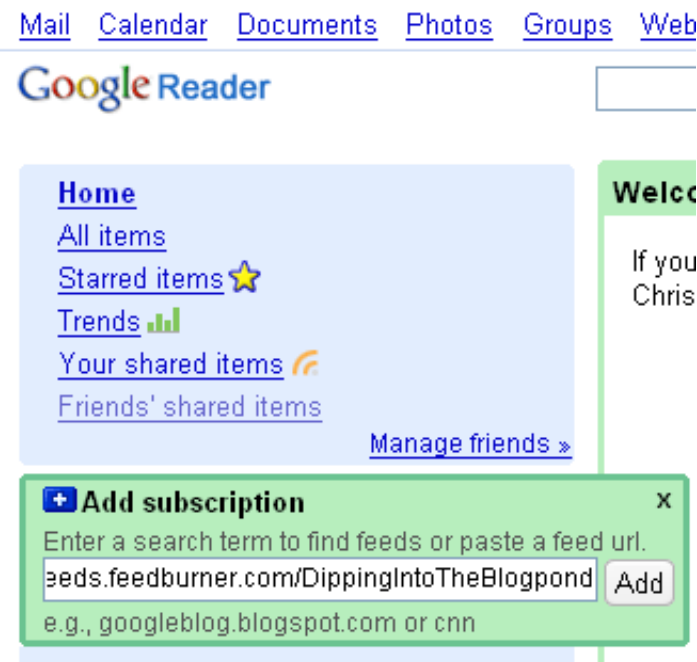
On the right side, there is a green box with the text "Welcome to Google Reader!". Below this, it says "If you want to find out what Google Chris Wetherell, one of our engine".

A pink text box on the right side of the screenshot contains the text: "Click to add site URL or feed URL directly". A red arrow points from this text box to the "Add subscription" button.

Here you can either enter the URL (web address) of the website that you'd like to subscribe to, and the reader should automatically detect the feed:



Or else you can enter the URL of the website's feed if you know it (or if you have copied and pasted it from the site). NOTE: this is a very awkward way of adding subscriptions which I don't typically use, but it IS an option.



Alternatively you can click on the "discover" button and search for a keyword:

[Mail](#) [Calendar](#) [Documents](#) [Photos](#) [Groups](#) [Web](#) [more](#) ▼

GoogleReader All it

Home


[All items](#)

[Starred items](#) ★

[Trends](#) 📊

[Your shared items](#) 📶

[Manage friends](#) »

 **Share with friends!**

Your shared items will be visible to your friends from Google Talk.

[Learn More](#)


[Discover](#) »

Show: [updated](#) - [all](#)

Welcome to Google Reader!

If you want to find out what Google Chris Wetherell, one of our engine

click here
to discover feeds

 **Fun**

[6 feeds](#) »

[More bundles...](#)

Stay close to friends and family!

Do your friends use Blogger, Flickr or MySpace? We've made it easy to keep up with u sites.

Username: Service: Blogger (blogspot.com) ▼

Search and browse

Search term here

You can also search for feeds by using keywords:

Keywords:

When you locate the correct feed, click the "subscribe" button.

Feeds matching "blogpond"

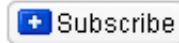
[« Return to feed discovery](#)

77 subscribers

[Dipping into the Blogpond](#)

Blogging with an Australian Focus

<http://feeds.feedburner.com/DippingIntoTheBlogpond> - 7.7 posts pe



Hit "subscribe"

The latest posts (usually 10) will appear in your reader.



Other Ways of Subscribing to Feeds

I find the easiest way to subscribe to feeds is when I'm actually on the website that I want to subscribe to. A vast majority of blogs will have an RSS Icon. There are varied formats but usually they look something like this.



Clicking on this button on a webpage will often bring up a page of options like this. Simply click on the "add to Google" icon:

Blogpond

edBurner

Content updates
and other news

FeedBurner...
**Select
here**

Subscribe Now!

...with web-based news readers. Click your choice below:



...with other readers:

(Choose Your Reader) [dropdown arrow]

[Get Dipping into the Blogpond delivered by email](#)

[View Feed XML](#)

Embed this content on your site

Embed with: [SpringWidgets](#)

When prompted, select Google Reader on the next page:

Click here

Add to Google homepage or **Add to Google Reader**

Sample **Sample**

Alternatively, you can usually subscribe to a website from your browser (if you can't locate the "subscribe" button on the website).

In FireFox, you will see a symbol in your address bar. Like this:

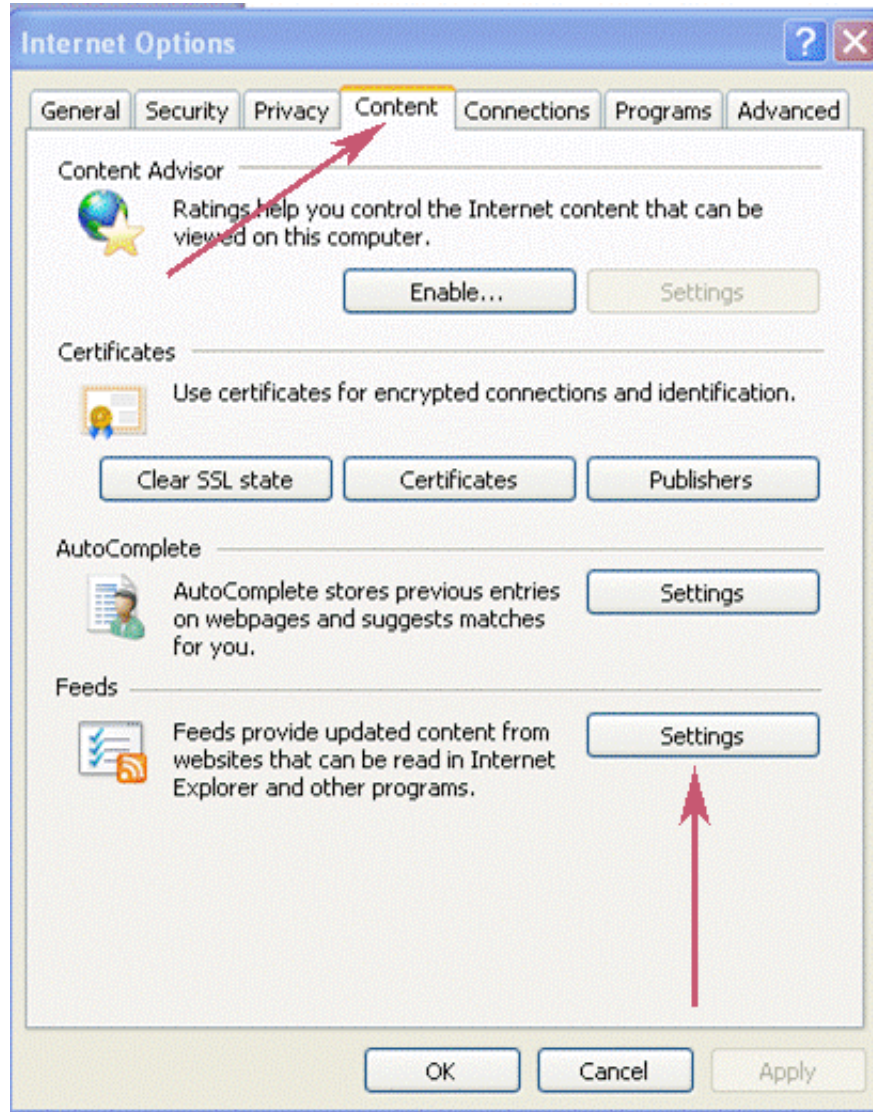


In Internet Explorer 7, you might find the icon next to your tools and settings:

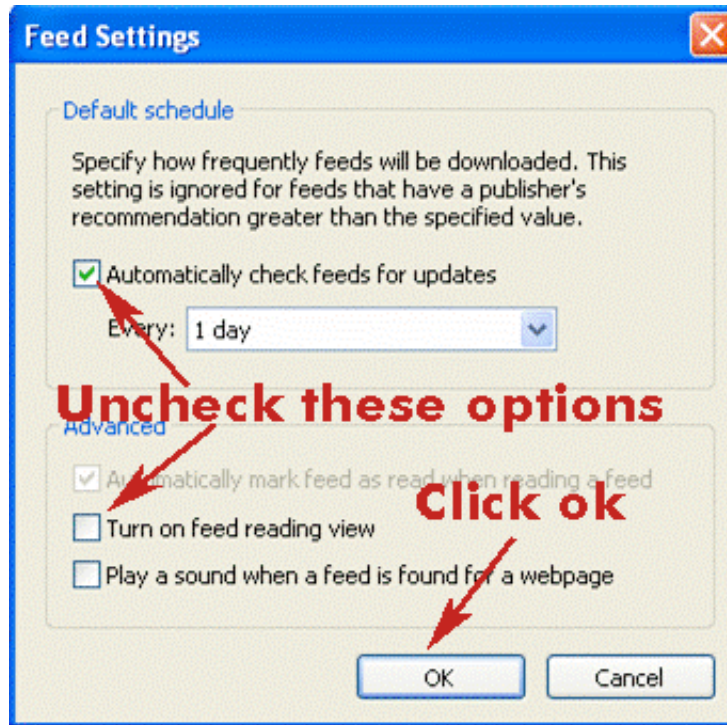
Edited: this doesn't always add a subscription to Google Reader - thanks [2] [Guera](#)



If you do **not** get a subscription option page go into your internet settings and click on "content", then "settings" under the feed section:



Then make sure the following boxes are UNTICKED (note in my screenshot one is still ticked).



I was not able to locate any browser options for subscribing on Internet Explorer 6.

There you have it! Please feel free to leave any questions in the comments if there is something that isn't clear.

Article printed from Dipping into the Blogpond: <http://blogpond.com.au>

URL to article: <http://blogpond.com.au/2008/01/09/how-to-add-new-feeds-to-google-reader/>

URLs in this post:

[1] How to Set up Google Reader: <http://blogpond.com.au/2008/01/09/how-to-set-up-google-reader/>

[2] Guera: <http://www.roamingaussiemum.com/>

Copyright © 2007 Dipping into the Blogpond. All rights reserved.